


2100-series

HAND DRAWN
SMALL CHANNEL

2100-SERIES



G-RAIL[®]

ALUMINIUM RAIL

> *by Goelst*



Profiles 2100 and 2102 are suitable for use on most types of fixing surfaces. The easy to assemble, award winning cover brackets are designed to conceal the fixing screws. Both profiles can be forward and reverse bent with a minimum radius of 10cm.

Colours 2100: White RAL 9010, natural.

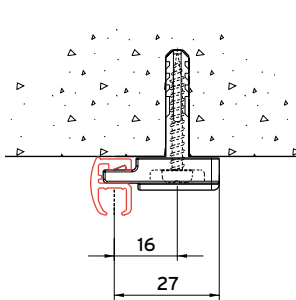
Colours 2102: White RAL 9010, natural, brown, gold. Special colours

2102 > For lightw curtains an

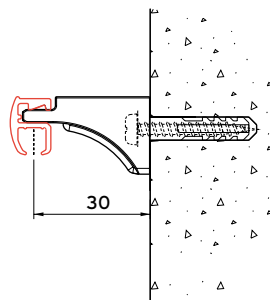
**HAND DRAWN
SMALL CHANNEL**

2100-SERIES

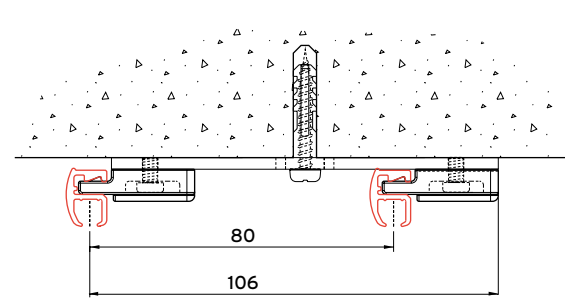
Installation



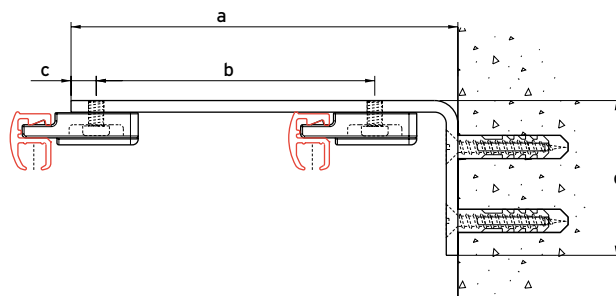
ceiling mounting with 2150-10



wall mounting with 2151-10

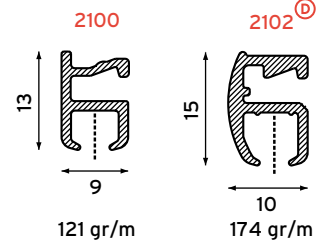



ceiling mounting with 2216 and 2150-10



wall mounting with extension bracket 2105 and 2150-10

	[mm]	a	b	c	d
2015-05		50	-	6.5	40
2015-07.5		75	47	6.5	40
2015-10		100	72	6.5	40
2015-15		150	72	6.5	40
2018-15		150	57 / 57	6	80
2019-20		200	80	6.5	60
2019-25		250	80	6.5	60
2019-30		300	80	6.5	60



Specification Guide

Material:

Aluminium 606035-T6-F22. (Higher specification than DIN 1725).

Shape and size tolerances are in accordance with DIN 17615. Satin silver anodised / powder coat white RAL 9010 in accordance with the Qualicoat standard. Special colours available on request.

Profile weight 2100: 121 gr/m, profile weight 2102: 174 gr/m.

Accessories:

Gliders 2010-10 at 16 per metre with two endstops 2001-10 and two end-covers 2153-02 (for 2102) per length.

Installation:

Face fixing with nylon bracket 2151-10. Ceiling fixing with nylon bracket 2150-10. Brackets each screwed to timber or plugged and screwed to blockwork at approx. 50 cm centres or in accordance with the G-Standard.

Extension brackets 2015, 2018 and 2019 are all suitable for use with 2100/2102.

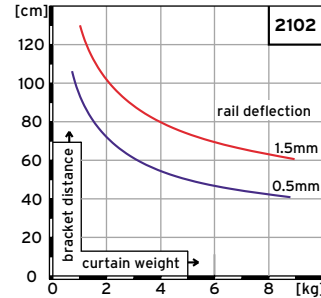
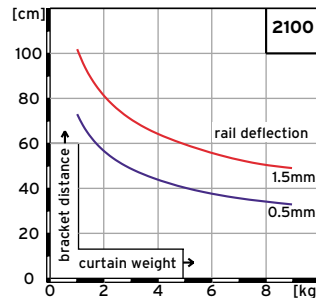
Bending:

Minimum radius 10 cm. Using bending machine 1012.

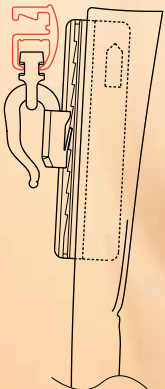
on request.

eight d sheers.

G-Standard (bracket fixing guide)

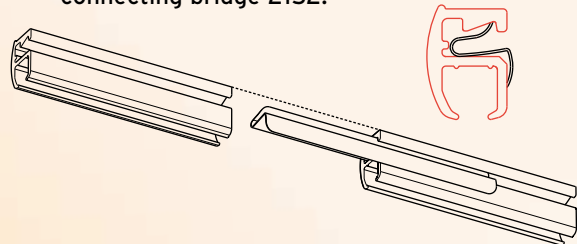


Product examples





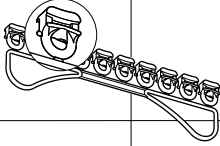


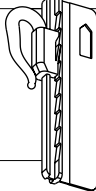






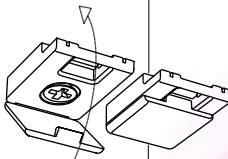



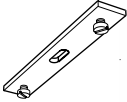



- > Curtain with heading using sew-in hook 2024-55 and glider 2010-10: The fine curve of the rail does not prevent the heading from standing upright.

- > Profile 2102 (and 2100) can be joined using connecting bridge 2152:



Components




Product design and specification changes reserved.

CURTAIN TRANSPORT		WALL MOUNTING	
	2001-10 twist end stop colours: B - G - W		2021 G-hook curtain hook
	2010-10 glider colours: B - G - W		2022 curtain hook
	2001-A metal end stop		2024-55 sew in hook
	2002 screw twist end stop		2023 curtain hook for 2025
	2003 spring stop		2025 glider with curtain hook
	2011-10 glider with SS hook colours: B - G - W	CEILING MOUNTING	
	2012-10 click glider		2150-10 [®] ceiling fixing bracket colours: B - G - W
	2012-40 click glider transversed		2050-SYST T-Bar clip for ceiling grid in combination with 2150-10
	2012-50 click glider with hook		2216 double fixing bracket in combination with 2150-10 colours: N - W
	2020 double hook colours: B - W	ACCESSORIES	
			2153-02 end cap for 2102
			2152 connecting bridge


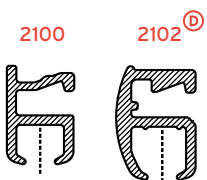
**HAND DRAWN
SMALL CHANNEL**

2100-SERIES

B = Brown
G = Gold
N = Natural
W = White

 = standard item
 = registered trademark
 = patented design

G-RAIL®



Space for dealer address

10/2002